

# BADGER STAMP CLUB Madison, WI

INVITES AND WELCOMES YOU!

1 p.m. to 3 p.m. 1st and 3rd Saturday of each month  
(trading/buying/selling at 1 p.m.; meeting and program at 1:45 p.m.)

Oakwood Village University Woods, Heritage Oaks Apartment  
Building, Westmorland Rm.\* — at main entrance, 6205 Mineral  
Point Rd., Madison (see back for parking options)

\*NOTE: Sometimes moved to Oakleaf Shop & Cafe. See back for room location.

## — 2019 —

- Sept. 7 - Show and Tell — Philatelic Item Related to the Letter "L" (Member Participation)
- Sept. 21 - MEMBER AUCTION
- Oct. 5 - MEMBER BOURSE and BSC's 60th Anniversary Celebration
- Oct. 19 - MEMBER AUCTION
- Nov. 2 - Artistry in Security Printing: Canadian Bank Notes and Postage Stamps, 1935-1985 (Robert Knapp)
- Nov. 16 - MEMBER AUCTION
- Dec. 7 - The Apollo 15 Scandal (YouTube Video)
- Dec. 21 - MEMBER AUCTION and Holiday Party

## — 2020 —

- Jan. 4 - Fakes and Forgeries (Wayne Youngblood)
- Jan. 18 - MEMBER AUCTION
- Feb. 1 - The Beginning of U.S. Coil Stamps (Dan Undersander)
- Feb. 15 - MEMBER AUCTION
- Mar. 7 - MEMBER BOURSE
- Mar. 21 - MEMBER AUCTION
- Apr. 7 - The Penny Postcard (APS DVD)

**April 5 - DANEPEX '20 (Stamp Show), Crowne Plaza Hotel  
4402 E. Washington Ave., Madison, 10 am - 4 pm**

- April 18 - MEMBER AUCTION
- May 2 - Dealing with Inherited Collections (Chuck Shoemaker)
- May 16 - MEMBER AUCTION
- June 6 - Philatelic Jeopardy! (Stan Rehm)
- June 20 - Officer Elections and MEMBER AUCTION

Informal meetings are held during the months of July and August on the 1st and 3rd Saturdays at the same time and place. A talk-and-swap session is on the first meeting with an auction slated for the second meeting.

Bring your friends, youth and adults — all are welcome

**BEGINNERS INTERMEDIATES ADVANCED TOO!**

Contact information: 608-225-6354 / kenjico20@gmail.com

## MONTHLY AUCTIONS

Badger Stamp Club auctions are open to BSC members only. Sellers must submit the club's standard auction sale form with each item. Forms are available from the auction clerk and online at [www.wfscstamps.org/Clubs/Badger](http://www.wfscstamps.org/Clubs/Badger). If help is required, the auction clerk will be happy to assist in filling out the form. Lot check-in begins during the "talk 'n' swap" (trade/buy/sell) session and must be completed 15 minutes before the general meeting. General meetings begin promptly and all want an opportunity to study lots beforehand.

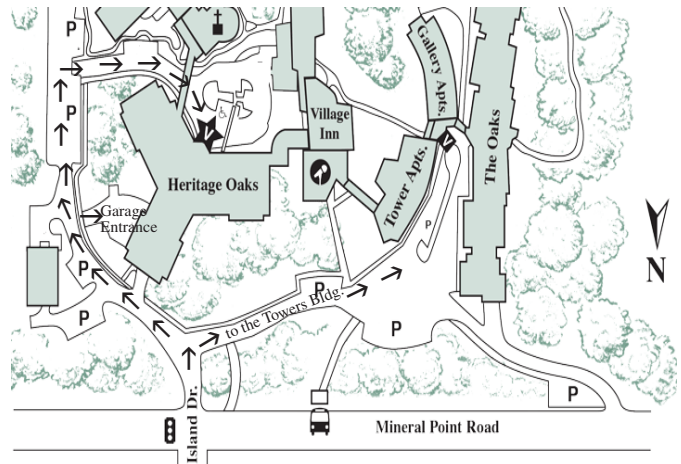
Bids are taken from the floor as our auctioneer goes through each individual lot. If you are a successful bidder, please announce your name immediately, and a runner will deliver your lot to you. The auction clerk will collect your payment when the auction has concluded. Checks will be accepted.

Club auctions are commission-free. Sellers are paid their amount due as soon as all buyers have remitted payment. At the close of the auction, bidders are asked to remain seated for five minutes while owners of no-bid lots retrieve their material. No-bid lots may be resubmitted at succeeding auctions.

## ABOUT PARKING AND DIRECTIONS TO THE WESTMORLAND ROOM

Heritage Oaks Visitor Outdoor Parking — Angle parking at Heritage Oaks Main Entrance sign before turning right to head down hill to main entrance door.

Underground Garage — Enter garage driveway at Heritage Oaks Parking sign (second garage on the right). Stop at microphone. Tell receptionist you are attending the stamp club meeting and he/she will open door. Park in any Visitor Parking space and take elevator to main floor. Follow hallway to left or right to receptionist desk and main entrance doors where meeting room is located.



## DIRECTIONS TO THE OAKLEAF SHOP & CAFE

The Oakleaf Shop & Cafe is located on the second floor in the Towers Building at the front of the complex. Instead of making a left off of Mineral Point Rd. and going to the back of the complex, make a right and try to find some parking. Enter the building and pass the reception desk. Use the elevator to go up to the second floor to the Oakleaf Shop & Cafe.

## MONTHLY AUCTIONS

Badger Stamp Club auctions are open to BSC members only. Sellers must submit the club's standard auction sale form with each item. Forms are available from the auction clerk and online at [www.wfscstamps.org/Clubs/Badger](http://www.wfscstamps.org/Clubs/Badger). If help is required, the auction clerk will be happy to assist in filling out the form. Lot check-in begins during the "talk 'n' swap" (trade/buy/sell) session and must be completed 15 minutes before the general meeting. General meetings begin promptly and all want an opportunity to study lots beforehand.

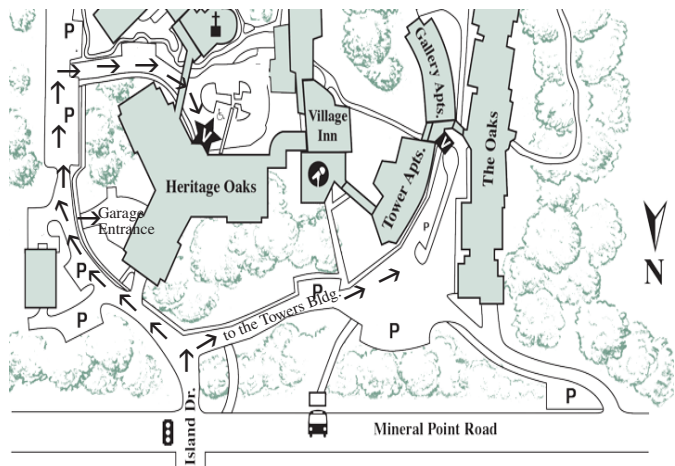
Bids are taken from the floor as our auctioneer goes through each individual lot. If you are a successful bidder, please announce your name immediately, and a runner will deliver your lot to you. The auction clerk will collect your payment when the auction has concluded. Checks will be accepted.

Club auctions are commission-free. Sellers are paid their amount due as soon as all buyers have remitted payment. At the close of the auction, bidders are asked to remain seated for five minutes while owners of no-bid lots retrieve their material. No-bid lots may be resubmitted at succeeding auctions.

### ABOUT PARKING AND DIRECTIONS TO THE WESTMORLAND ROOM

Heritage Oaks Visitor Outdoor Parking — Angle parking at Heritage Oaks Main Entrance sign before turning right to head down hill to main entrance door.

Underground Garage — Enter garage driveway at Heritage Oaks Parking sign (second garage on the right). Stop at microphone. Tell receptionist you are attending the stamp club meeting and he/she will open door. Park in any Visitor Parking space and take elevator to main floor. Follow hallway to left or right to receptionist desk and main entrance doors where meeting room is located.



### DIRECTIONS TO THE OAKLEAF SHOP & CAFE

The Oakleaf Shop & Cafe is located on the second floor in the Towers Building at the front of the complex. Instead of making a left off of Mineral Point Rd. and going to the back of the complex, make a right and try to find some parking. Enter the building and pass the reception desk. Use the elevator to go up to the second floor to the Oakleaf Shop & Cafe.

## MONTHLY AUCTIONS

Badger Stamp Club auctions are open to BSC members only. Sellers must submit the club's standard auction sale form with each item. Forms are available from the auction clerk and online at [www.wfscstamps.org/Clubs/Badger](http://www.wfscstamps.org/Clubs/Badger). If help is required, the auction clerk will be happy to assist in filling out the form. Lot check-in begins during the "talk 'n' swap" (trade/buy/sell) session and must be completed 15 minutes before the general meeting. General meetings begin promptly and all want an opportunity to study lots beforehand.

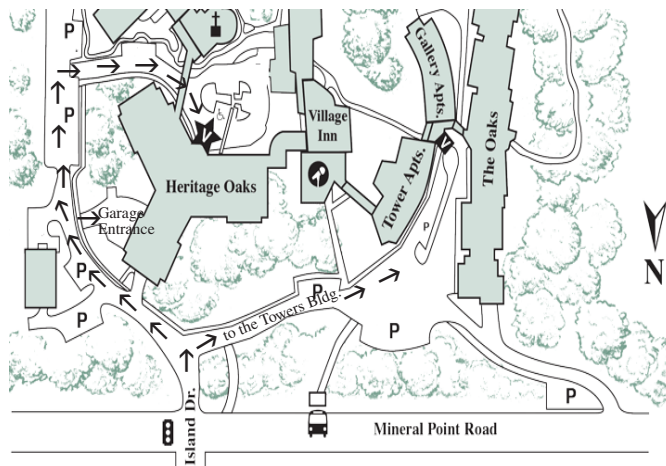
Bids are taken from the floor as our auctioneer goes through each individual lot. If you are a successful bidder, please announce your name immediately, and a runner will deliver your lot to you. The auction clerk will collect your payment when the auction has concluded. Checks will be accepted.

Club auctions are commission-free. Sellers are paid their amount due as soon as all buyers have remitted payment. At the close of the auction, bidders are asked to remain seated for five minutes while owners of no-bid lots retrieve their material. No-bid lots may be resubmitted at succeeding auctions.

### ABOUT PARKING AND DIRECTIONS TO THE WESTMORLAND ROOM

Heritage Oaks Visitor Outdoor Parking — Angle parking at Heritage Oaks Main Entrance sign before turning right to head down hill to main entrance door.

Underground Garage — Enter garage driveway at Heritage Oaks Parking sign (second garage on the right). Stop at microphone. Tell receptionist you are attending the stamp club meeting and he/she will open door. Park in any Visitor Parking space and take elevator to main floor. Follow hallway to left or right to receptionist desk and main entrance doors where meeting room is located.



### DIRECTIONS TO THE OAKLEAF SHOP & CAFE

The Oakleaf Shop & Cafe is located on the second floor in the Towers Building at the front of the complex. Instead of making a left off of Mineral Point Rd. and going to the back of the complex, make a right and try to find some parking. Enter the building and pass the reception desk. Use the elevator to go up to the second floor to the Oakleaf Shop & Cafe.